

# Introduction to Vectors

YouTube classes with Dr Chris Tisdell

Christopher C. Tisdell

Christopher C. Tisdell

# **Introduction to Vectors**

YouTube classes with Dr Chris Tisdell



Introduction to Vectors: YouTube classes with Dr Chris Tisdell

1<sup>st</sup> edition

© 2014 Christopher C. Tisdell & [bookboon.com](http://bookboon.com)

ISBN 978-87-403-0823-5


# Contents

	<b>How to use this workbook</b>	<b>7</b>
	<b>About the author</b>	<b>8</b>
	<b>Acknowledgments</b>	<b>9</b>
<b>1</b>	<b>The basics of vectors</b>	<b>10</b>
1.1	Geometry of vectors	10
1.2	But, what is a vector?	17
1.3	How big are vectors?	20
1.4	Determine the vector from one point to another point	24
1.5	Vectors in Three Dimensions	25
1.6	Parallel vectors and collinear points example	28
1.7	Vectors and collinear points example	29
1.8	Determine the point that lies on vector: an example.	30

## Free eBook on Learning & Development

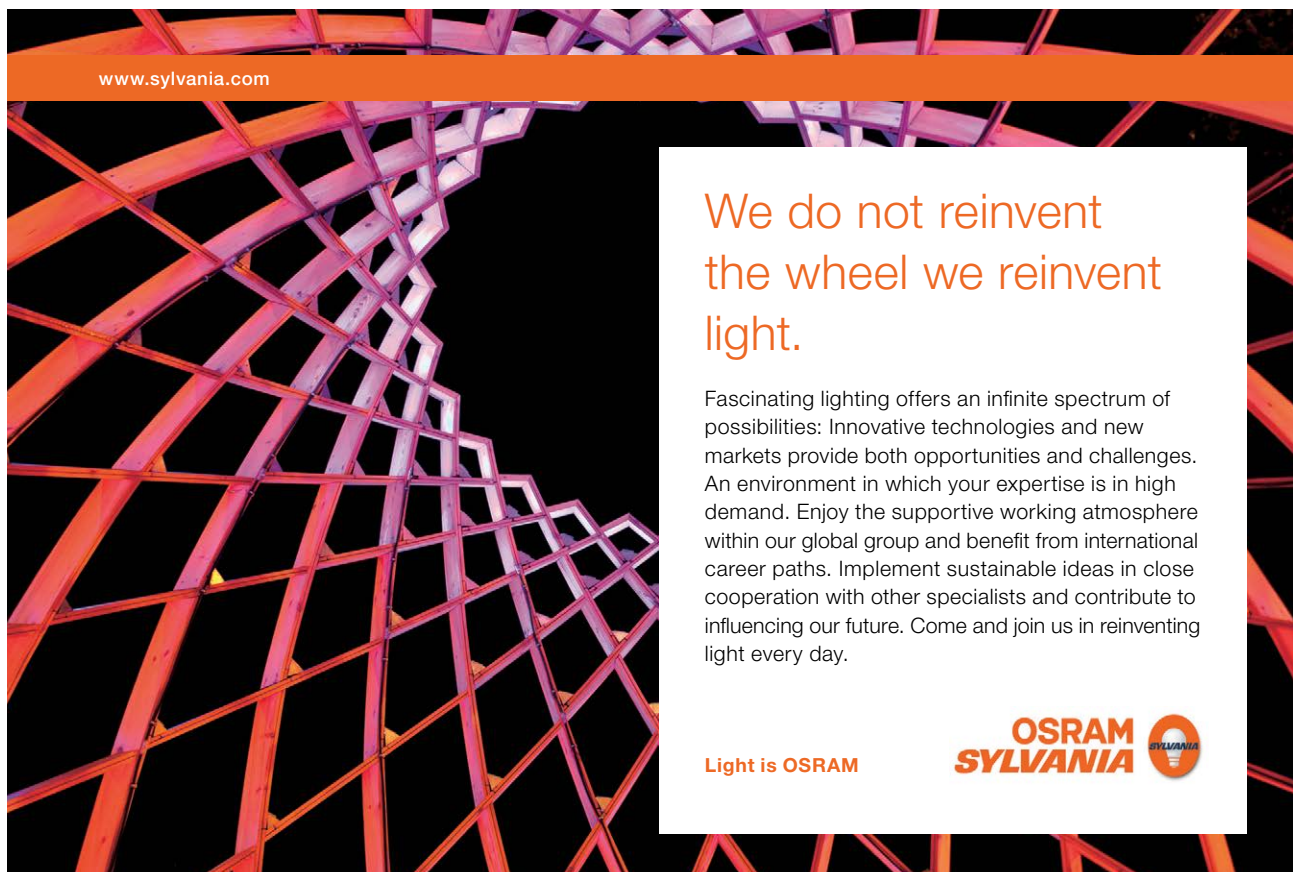
By the Chief Learning Officer of McKinsey

[Download Now](#)



[Click on the ad to read more](#)

<b>2</b>	<b>Lines and vectors</b>	<b>31</b>
2.1	Lines and vectors	31
2.2	Lines in $\mathbb{R}^3$	32
2.3	Lines: Cartesian to parametric form	33
2.4	Lines: Parametric and Cartesian forms given two points	34
2.5	Lines: Convert Parametric to Cartesian	35
2.6	Cartesian to parametric form of line	36
<b>3</b>	<b>Planes and vectors</b>	<b>37</b>
3.1	The span of a vector	37
3.2	Equation of plane: Parametric vector form	39
3.3	Planes: Cartesian to parametric form	41
3.4	Equation of plane from 3 points	42




www.sylvania.com

We do not reinvent  
the wheel we reinvent  
light.

Fascinating lighting offers an infinite spectrum of possibilities: Innovative technologies and new markets provide both opportunities and challenges. An environment in which your expertise is in high demand. Enjoy the supportive working atmosphere within our global group and benefit from international career paths. Implement sustainable ideas in close cooperation with other specialists and contribute to influencing our future. Come and join us in reinventing light every day.

Light is OSRAM

**OSRAM  
SYLVANIA** 

<b>4</b>	<b>Dot and cross product</b>	<b>43</b>
4.1	What is the dot product?	43
4.2	Orthogonal vectors	46
4.3	Scalar Projection of vectors	49
4.4	Distance between a point and a line in $\mathbb{R}^3$	52
4.5	Cross product of two vectors	54
4.6	Properties of the cross product	56
4.7	What does the cross product measure?	57
4.8	Scalar triple product	58
4.9	What does the scalar triple product measure?	60
4.10	Equation of plane in $\mathbb{R}^3$	62
4.11	Distance between a point and a plane in $\mathbb{R}^3$	64
	<b>Bibliography</b>	<b>66</b>



Discover the truth at [www.deloitte.ca/careers](http://www.deloitte.ca/careers)

**Deloitte.**

© Deloitte & Touche LLP and affiliated entities.



Click on the ad to read more

# How to use this workbook

This workbook is designed to be used in conjunction with the author's free online video tutorials. Inside this workbook each chapter is divided into learning modules (subsections), each having its own dedicated video tutorial.

View the online video via the hyperlink located at the top of the page of each learning module, with workbook and paper or tablet at the ready. Or click on the *Introduction to Vectors* playlist where all the videos for the workbook are located in chronological order:

## *Introduction to Vectors*

[http://www.YouTube.com/playlist?list=PLGCj8f6sgswm7f0QbRxA6h4P0d1DSD6Q.](http://www.YouTube.com/playlist?list=PLGCj8f6sgswm7f0QbRxA6h4P0d1DSD6Q)

While watching each video, fill in the spaces provided after each example in the workbook and annotate to the associated text.

You can also access the above via the author's YouTube channel

## Dr Chris Tisdell's YouTube Channel

<http://www.YouTube.com/DrChrisTisdell>

There has been an explosion in books that connect text with video since the author's pioneering work *Engineering Mathematics: YouTube Workbook* [31]. The current text takes innovation in learning to a new level, with all of the video presentations herein streamed live online, giving the classes a live, dynamic and fun feeling.

# About the author

Dr Chris Tisdell is Associate Dean, Faculty of Science at UNSW Australia who has inspired millions of learners through his passion for mathematics and his innovative online approach to maths education. He has created more than 500 free YouTube university-level maths videos since 2008, which have attracted over 4 million downloads. This has made his virtual classroom the top-ranked learning and teaching website across Australian universities on the education hub YouTube EDU.

His free online etextbook, *Engineering Mathematics: YouTube Workbook*, is one of the most popular mathematical books of its kind, with more than 1 million downloads in over 200 countries. A champion of free and flexible education, he is driven by a desire to ensure that anyone, anywhere at any time, has equal access to the mathematical skills that are critical for careers in science, engineering and technology.

At UNSW he pioneered the video-recording of live lectures. He was also the first Australian educator to embed Google Hangouts into his teaching practice in 2012, enabling live and interactive learning from mobile devices.

Chris has collaborated with industry and policy makers, championed maths education in the media and constantly draws on the feedback of his students worldwide to advance his teaching practice.



# Acknowledgments

I would like to express my sincere thanks to the Bookboon team for their support.

# 1 The basics of vectors

## 1.1 Geometry of vectors

### 1.1.1 Where are we going?

[View this lesson on YouTube](#) [1]

- We will discover new kinds of quantities called “vectors”.
- We will learn the basic properties of vectors and investigate some of their mathematical applications.

The need for vectors arise from the limitations of traditional numbers (also called “scalars”, ie real numbers or complex numbers).


For example:

- to answer the question – “What is the current temperature?” we use a single number (scalar);
- while to answer the question – “What is the current velocity of the wind?” we need more than just a single number. We need magnitude (speed) and direction. This is where vectors come in handy.

## 1.1.2 Why are vectors AWESOME?

There are at least two reasons why vectors are AWESOME:-

1. their real-world applications;
2. their ability simplify mathematics in two and three dimensions, including geometry.

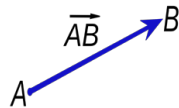


**Graphics:** CC BY-SA 3.0, <http://creativecommons.org/licenses/by-sa/3.0/deed.en>

## 1.1.3 What is a vector?

**Important idea** (What is a vector?).

A vector is a quantity that has a magnitude (length) and a direction. A vector can be geometrically represented by a directed line segment with a head and a tail.



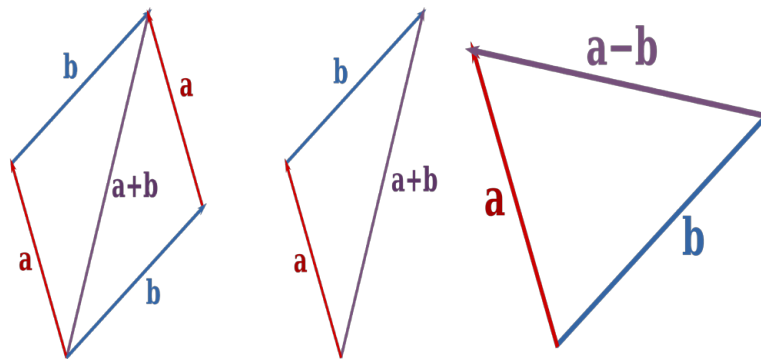
**Graphics:** CC BY-SA 3.0,

<http://creativecommons.org/licenses/by-sa/3.0/deed.en>

- We can use boldface notation to denote vectors, eg,  $\mathbf{a}$ , to distinguish the vector  $\mathbf{a}$  from the number  $a$ .
- Alternatively, we can use a tilde (which is easier to write with a pen or pencil), ie the vector  $\underline{a}$ .
- Alternatively, we can use an arrow (which is easier to write with a pen or pencil), ie the vector  $\vec{a}$ .
- If we are emphasizing the two end points  $A$  and  $B$  of a vector, then we can write  $\vec{AB}$  as the vector from the point  $A$  to the point  $B$ .

The zero vector has zero length and no direction.

## 1.1.4 Geometry of vector addition and subtraction



As can be seen from the above diagrams:

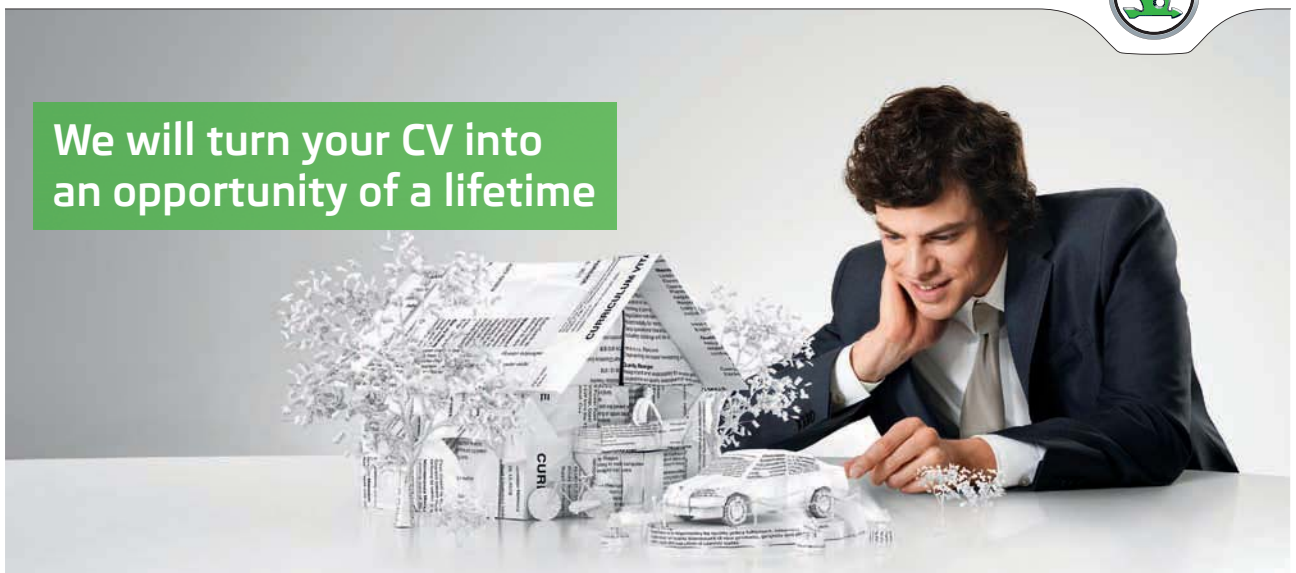
- If two vectors form two sides of a parallelogram then the sum of the two vectors is the diagonal of the parallelogram, directed as in the above diagram.
- Equivalently, if two vectors form two sides of a triangle, then the sum of the two vectors is the third side of a triangle.
- Subtraction of two vectors  $\mathbf{a}$  and  $\mathbf{b}$  involves a triangle / parallelogram rule applied to  $\mathbf{a}$  and  $-\mathbf{b}$ .

SIMPLY CLEVER

ŠKODA



We will turn your CV into  
an opportunity of a lifetime



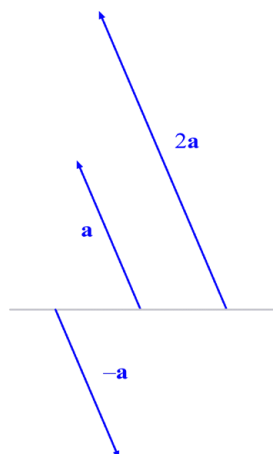
Do you like cars? Would you like to be a part of a successful brand?  
We will appreciate and reward both your enthusiasm and talent.  
Send us your CV. You will be surprised where it can take you.

Send us your CV on  
[www.employerforlife.com](http://www.employerforlife.com)



Click on the ad to read more

## 1.1.5 Geometry of multiplication of scalars with vectors



As can be seen from the diagram:

- A scalar  $\alpha$  times a vector can either stretch, compress and/or flip a vector.
- If  $\alpha > 1$  then the original vector is stretched.
- If  $0 < \alpha < 1$  then the original vector is compressed.
- If  $-1 < \alpha < 0$  then the original vector is flipped and compressed.
- If  $\alpha < -1$  then the original vector is flipped and stretched.

## 1.1.6 Parallel vectors

**Important idea** (Parallel vectors).

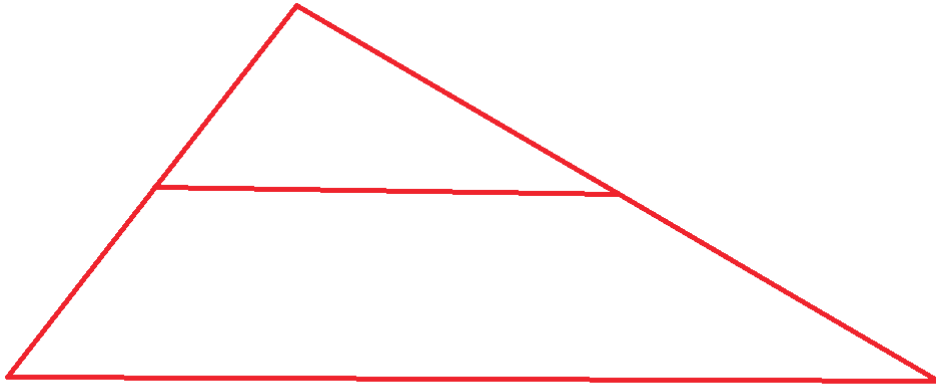
Two non-zero vectors  $\mathbf{u}$  and  $\mathbf{v}$  are parallel if there is a scalar  $\lambda \neq 0$  such that

$$\mathbf{u} = \lambda\mathbf{v}.$$

Three points  $A$ ,  $B$  and  $C$  will be collinear (lie on the same line) if  $\vec{AB}$  is parallel to  $\vec{AC}$ .

**Example.**

Consider the following diagram of triangles. Prove that the line segment joining the midpoint of the sides of the larger triangle is half the length of, and parallel to, the base of the larger triangle.





## 1.2 But, what is a vector?

[View this lesson on YouTube](#) [4]

To give a little more definiteness, we can write vectors as columns. Let us take two simple, by very important special vectors as examples:

$$\mathbf{i} := \begin{pmatrix} 1 \\ 0 \end{pmatrix}, \quad \mathbf{j} := \begin{pmatrix} 0 \\ 1 \end{pmatrix}.$$

Any vector (in the  $xy$ -plane) can be written in terms of  $\mathbf{i}$  and  $\mathbf{j}$  using the triangle law and scalar multiplication.

**Important idea** (Column form).

The column form of a vector (in the  $xy$ -plane) is

$$\mathbf{a} = a_1\mathbf{i} + a_2\mathbf{j} = a_1 \begin{pmatrix} 1 \\ 0 \end{pmatrix} + a_2 \begin{pmatrix} 0 \\ 1 \end{pmatrix} = \begin{pmatrix} a_1 \\ a_2 \end{pmatrix}.$$

For example,  $\begin{pmatrix} 3 \\ 2 \end{pmatrix} = 3 \begin{pmatrix} 1 \\ 0 \end{pmatrix} + 2 \begin{pmatrix} 0 \\ 1 \end{pmatrix} = 3\mathbf{i} + 2\mathbf{j}$ .

## 1.2.1 How to add, subtract and scalar multiply vectors

**Important idea** (Basic operations with vectors).

To add / subtract two vectors just add / subtract their corresponding components. To multiply a scalar with a vector, just multiply each component by the scalar.

Let  $\mathbf{a} = \begin{pmatrix} 3 \\ 4 \end{pmatrix} = 3\mathbf{i} + 4\mathbf{j}$  and  $\mathbf{b} = \begin{pmatrix} 5 \\ 6 \end{pmatrix} = 5\mathbf{i} + 6\mathbf{j}$ . Then

$$\mathbf{a} + \mathbf{b} = \begin{pmatrix} 3 \\ 4 \end{pmatrix} + \begin{pmatrix} 5 \\ 6 \end{pmatrix} = \begin{pmatrix} 8 \\ 10 \end{pmatrix}$$

$$\mathbf{a} - \mathbf{b} = \begin{pmatrix} 3 \\ 4 \end{pmatrix} - \begin{pmatrix} 5 \\ 6 \end{pmatrix} = \begin{pmatrix} -2 \\ -2 \end{pmatrix}$$

$$3\mathbf{a} + 2\mathbf{b} = 3 \begin{pmatrix} 3 \\ 4 \end{pmatrix} + 2 \begin{pmatrix} 5 \\ 6 \end{pmatrix} = \begin{pmatrix} 9 \\ 12 \end{pmatrix} + \begin{pmatrix} 10 \\ 12 \end{pmatrix} = \begin{pmatrix} 19 \\ 24 \end{pmatrix}$$



**e-learning for kids**

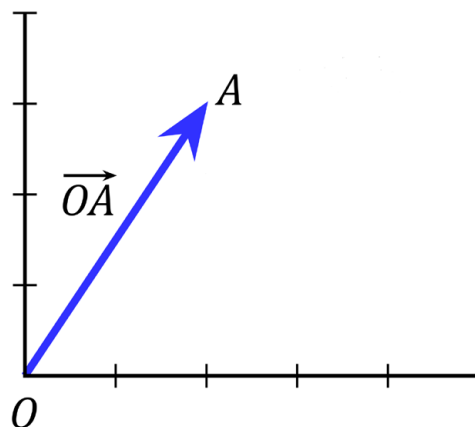
- The number 1 MOOC for Primary Education
- Free Digital Learning for Children 5-12
- 15 Million Children Reached

**About e-Learning for Kids** Established in 2004, e-Learning for Kids is a global nonprofit foundation dedicated to fun and free learning on the Internet for children ages 5 - 12 with courses in math, science, language arts, computers, health and environmental skills. Since 2005, more than 15 million children in over 190 countries have benefitted from eLessons provided by EFK! An all-volunteer staff consists of education and e-learning experts and business professionals from around the world committed to making difference. eLearning for Kids is actively seeking funding, volunteers, sponsors and courseware developers; get involved! For more information, please visit [www.e-learningforkids.org](http://www.e-learningforkids.org).

If we write our vectors in terms of the unit vectors  $\mathbf{i}$  and  $\mathbf{j}$  then our calculations would look like the following:

$$\begin{aligned}\mathbf{a} + \mathbf{b} &= (3\mathbf{i} + 4\mathbf{j}) + (5\mathbf{i} + 6\mathbf{j}) = 8\mathbf{i} + 10\mathbf{j} \\ \mathbf{a} - \mathbf{b} &= (3\mathbf{i} + 4\mathbf{j}) - (5\mathbf{i} + 6\mathbf{j}) = -2\mathbf{i} - 2\mathbf{j} \\ 3\mathbf{a} + 2\mathbf{b} &= 3(3\mathbf{i} + 4\mathbf{j}) + 2(5\mathbf{i} + 6\mathbf{j}) = 19\mathbf{i} + 24\mathbf{j}.\end{aligned}$$

If we let the tail point of a vector be at the origin  $(0, 0)$  and the head point be at the point  $A(2, 3)$  then the vector formed from this directed line segment is known as the position vector  $\mathbf{a}$  of the point  $A$ .



$$\text{Thus, } \mathbf{a} = \vec{OA} = \begin{pmatrix} 2 \\ 3 \end{pmatrix} = 2\mathbf{i} + 3\mathbf{j}.$$

**Graphics:** CC BY-SA 3.0, <http://creativecommons.org/licenses/by-sa/3.0/deed.en>

### 1.3 How big are vectors?

[View this lesson on YouTube](#) [5].

To measure how “big” certain vectors are, we introduce a way of measuring their size, known as length or magnitude.

**Important idea** (Length / magnitude of a vector).

For a vector  $\mathbf{a} = \begin{pmatrix} a_1 \\ a_2 \end{pmatrix} = a_1\mathbf{i} + a_2\mathbf{j}$  we define the length or magnitude of  $\mathbf{a}$  by

$$|\mathbf{a}| := \sqrt{a_1^2 + a_2^2}.$$

Geometrically,  $|\mathbf{a}|$  represents the length of the line segment associated with  $\mathbf{a}$ .

## 1.3.1 Measuring the direction (angle) of vectors

Using trig and the length of  $\mathbf{a}$  we can compute the angle  $\theta$  that the vector  $\mathbf{a}$  makes with the positive  $x$ -axis.

**Important idea** (Angle to positive  $x$  axis).

For a vector  $\mathbf{a} = \begin{pmatrix} a_1 \\ a_2 \end{pmatrix} = a_1\mathbf{i} + a_2\mathbf{j}$ , the angle between the vector and the positive  $x$  axis is given via

$$a_1 = |\mathbf{a}| \cos \theta; \quad a_2 = |\mathbf{a}| \sin \theta; \quad \tan \theta = a_2/a_1.$$

We take the anticlockwise direction of rotation as the positive direction.

## 1.3.2 Vectors: length and direction example

**Example.**

Calculate the length and angle to the positive  $x$  axis of the vector

$$\mathbf{a} = \begin{pmatrix} \sqrt{3} \\ 1 \end{pmatrix} = \sqrt{3}\mathbf{i} + \mathbf{j}.$$

Cynthia | AXA Graduate

**AXA Global  
Graduate Program**

Find out more and apply

redefining / standards



## 1.3.3 Properties of the length / magnitude

Let  $\mathbf{a} = \begin{pmatrix} a_1 \\ a_2 \end{pmatrix} = a_1\mathbf{i} + a_2\mathbf{j}$  and  $\mathbf{b} = \begin{pmatrix} b_1 \\ b_2 \end{pmatrix} = b_1\mathbf{i} + b_2\mathbf{j}$ . Some basic properties of the magnitude are:-

$$\begin{aligned} |\mathbf{a}| &= \sqrt{a_1^2 + a_2^2} \geq 0; \\ |\mathbf{a}| &= 0 \quad \text{iff} \quad \mathbf{a} = \mathbf{0}; \\ |\mathbf{a} + \mathbf{b}| &\leq |\mathbf{a}| + |\mathbf{b}|; \\ |\alpha\mathbf{a}| &= |\alpha||\mathbf{a}| \quad \text{where } \alpha \text{ is a scalar;} \end{aligned}$$

The ideas above generalize to more “complicated” situations where the vectors have more components.

## 1.4 Determine the vector from one point to another point

[View this lesson on YouTube](#) [6]

Consider the point  $A(1, 2)$  and the point  $B(4, 3)$ . What is the vector from  $A$  to  $B$ ? We draw a diagram and apply the triangle rule to see

$$\mathbf{a} + \vec{AB} = \mathbf{b}$$

so a rearrangement gives

$$\begin{aligned}\vec{AB} &= \mathbf{b} - \mathbf{a} \\ &= \begin{pmatrix} 4 \\ 3 \end{pmatrix} - \begin{pmatrix} 1 \\ 2 \end{pmatrix} = \begin{pmatrix} 3 \\ 1 \end{pmatrix}.\end{aligned}$$

**Important idea** (Vector from one point to another).

If  $A$  and  $B$  are points with respective position vectors  $\mathbf{a}$  and  $\mathbf{b}$  then the vector from  $A$  to  $B$  is

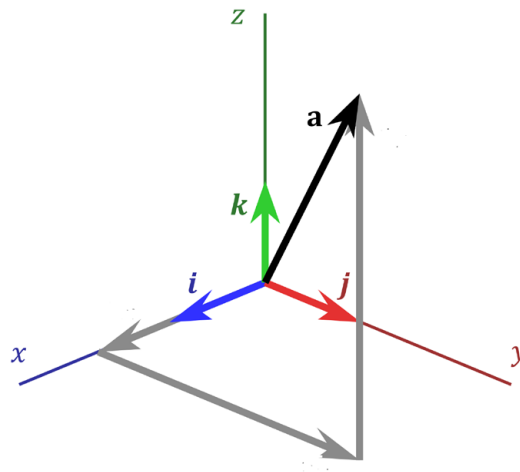
$$\vec{AB} = \mathbf{b} - \mathbf{a}.$$

The distance between  $A$  and  $B$  will be  $|\vec{AB}|$ .



## 1.5 Vectors in Three Dimensions

[View this lesson on YouTube](#) [7]



Graphics: CC BY-SA 3.0, <http://creativecommons.org/licenses/by-sa/3.0/deed.en>

Similar to the 2D case, but we now have *three* basis vectors  $\mathbf{i}$ ,  $\mathbf{j}$  and a new vector  $\mathbf{k}$  from which we can describe any vector in three-dimensional space.

I joined MITAS because  
I wanted **real responsibility**

The Graduate Programme  
for Engineers and Geoscientists  
[www.discovermitas.com](http://www.discovermitas.com)



**Month 16**  
I was a construction  
supervisor in  
the North Sea  
advising and  
helping foremen  
solve problems

Real work  
International opportunities  
Three work placements



**Important idea (Column form).**

The column form of a vector (in  $3D$ -space) is

$$\mathbf{a} = a_1\mathbf{i} + a_2\mathbf{j} + a_3\mathbf{k} = a_1 \begin{pmatrix} 1 \\ 0 \\ 0 \end{pmatrix} + a_2 \begin{pmatrix} 0 \\ 1 \\ 0 \end{pmatrix} + a_3 \begin{pmatrix} 0 \\ 0 \\ 1 \end{pmatrix} = \begin{pmatrix} a_1 \\ a_2 \\ a_3 \end{pmatrix}.$$

For example,  $\begin{pmatrix} 3 \\ 2 \\ 4 \end{pmatrix} = 3 \begin{pmatrix} 1 \\ 0 \\ 0 \end{pmatrix} + 2 \begin{pmatrix} 0 \\ 1 \\ 0 \end{pmatrix} + 4 \begin{pmatrix} 0 \\ 0 \\ 1 \end{pmatrix} = 3\mathbf{i} + 2\mathbf{j} + 4\mathbf{k}.$

**Important idea (Length / magnitude of a vector).**

For a vector  $\mathbf{a} = \begin{pmatrix} a_1 \\ a_2 \\ a_3 \end{pmatrix}$  we define the length or magnitude of  $\mathbf{a}$  by

$$|\mathbf{a}| := \sqrt{a_1^2 + a_2^2 + a_3^2}.$$

## 1.5.1 Vectors in higher dimensions

**Important idea.**

Column form The column form of a vector (in  $n$ -dimensional space) is

$$\mathbf{a} = a_1\mathbf{e}_1 + \cdots + a_n\mathbf{e}_n = a_1 \begin{pmatrix} 1 \\ 0 \\ 0 \\ \vdots \\ 0 \end{pmatrix} + a_2 \begin{pmatrix} 0 \\ 1 \\ 0 \\ \vdots \\ 0 \end{pmatrix} + \cdots + a_n \begin{pmatrix} 0 \\ 0 \\ \vdots \\ 0 \\ 1 \end{pmatrix} = \begin{pmatrix} a_1 \\ \vdots \\ a_n \end{pmatrix}.$$

Here the  $\mathbf{e}_j$  are unit vectors with all zeros, except for the  $j$ th element, which is one. The set of the vectors  $\mathbf{e}_j$  are referred to as “the standard basis vectors for  $\mathbb{R}^n$ ”.

For a vector  $\mathbf{a} = \begin{pmatrix} a_1 \\ \vdots \\ a_n \end{pmatrix}$  we define the length or magnitude of  $\mathbf{a}$  by

$$|\mathbf{a}| := \sqrt{a_1^2 + \cdots + a_n^2}.$$

## 1.6 Parallel vectors and collinear points example

[View this lesson on YouTube](#) [2]

**Example.**

Consider the points:  $A(2, -3, 5)$ ;  $B(6, 7, -2)$ ;  $C(-7, 1, 4)$ ; and  $D(-15, -19, 16)$ . Calculate the vectors  $\vec{AB}$  and  $\vec{CD}$ . Are they parallel – why / why not? Are  $A$ ,  $B$  and  $C$  collinear – why / why not?

**ie** business school

93%  
OF MIM STUDENTS ARE  
WORKING IN THEIR SECTOR 3 MONTHS  
FOLLOWING GRADUATION

**MASTER IN MANAGEMENT**

- STUDY IN THE CENTER OF MADRID AND TAKE ADVANTAGE OF THE UNIQUE OPPORTUNITIES THAT THE CAPITAL OF SPAIN OFFERS
- PROPEL YOUR EDUCATION BY EARNING A DOUBLE DEGREE THAT BEST SUITS YOUR PROFESSIONAL GOALS
- STUDY A SEMESTER ABROAD AND BECOME A GLOBAL CITIZEN WITH THE BEYOND BORDERS EXPERIENCE

Length: 10 MONTHS  
Av. Experience: 1 YEAR  
Language: ENGLISH / SPANISH  
Format: FULL-TIME  
Intakes: SEPT / FEB

**5 SPECIALIZATIONS**  
PERSONALIZE YOUR PROGRAM

**#10 WORLDWIDE**  
MASTER IN MANAGEMENT  
FINANCIAL TIMES

**55 NATIONALITIES**  
IN CLASS

[www.ie.edu/master-management](http://www.ie.edu/master-management) | [mim.admissions@ie.edu](mailto:mim.admissions@ie.edu) | [f](#) [t](#) [i](#) Follow us on IE MIM Experience

## 1.7 Vectors and collinear points example

[View this lesson on YouTube](#) [3]

**Example.**

Consider the points  $A(4, 3, -2)$ ,  $B(-3, -6, 10)$  and  $C(25, 30, -39)$ .

Compute the vector  $\vec{AB}$ . Show that the points  $A$ ,  $B$  and  $C$  cannot lie on a straight line.

## 1.8 Determine the point that lies on vector: an example.

[View this lesson on YouTube](#) [8]

**Example.**

Consider the points  $A(2, -3, 1)$  and  $B(8, 9, -5)$

Calculate the vector  $\vec{AB}$ . Determine the point  $D(x, y, z)$  that lies between  $A$  and  $B$  with  $\vec{AD} = 2\vec{DB}$ .

## 2 Lines and vectors

### 2.1 Lines and vectors

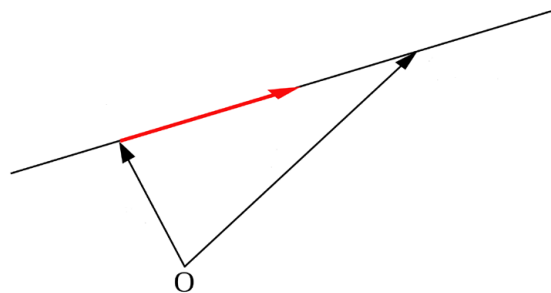
[View this lesson on YouTube](#) [9]

We can apply vectors to obtain equations for lines and line segments. For example

**Important idea** (Parametric vector form of a line).

A line  $l$  that is parallel to a vector  $\mathbf{v}$  and passes through the point  $A$  with position vector  $\mathbf{a}$  has equation

$$\mathbf{x} = \mathbf{a} + \lambda\mathbf{v}, \quad \lambda \in \mathbb{R}.$$



**Adapted Graphics:** CC BY-SA 3.0, <http://creativecommons.org/licenses/by-sa/3.0/deed.en>

## 2.2 Lines in $\mathbb{R}^3$

[View this lesson on YouTube](#) [10]

Let the line  $l$  be parallel to  $\mathbf{v} = \begin{pmatrix} v_1 \\ v_2 \\ v_3 \end{pmatrix}$  and pass through the point  $A$  with position vector  $\mathbf{a} = \begin{pmatrix} a_1 \\ a_2 \\ a_3 \end{pmatrix}$ .  
A parametric vector form for  $l$  is

$$\mathbf{x} = \mathbf{a} + \lambda\mathbf{v}, \quad \lambda \in \mathbb{R}$$

and we can form an equivalent Cartesian form for the line.

**Important idea** (Cartesian form of line in  $\mathbb{R}^3$ ).

The Cartesian form for the line  $l$  that is parallel the vector  $\mathbf{v}$  and passes through the point  $A(a_1, a_2, a_3)$  with position vector  $\mathbf{a}$  is

$$\frac{x - a_1}{v_1} = \frac{y - a_2}{v_2} = \frac{z - a_3}{v_3} (= \lambda).$$



## 2.3 Lines: Cartesian to parametric form

[View this lesson on YouTube](#) [11]

**Example.**

Consider the line  $l$  with Cartesian form

$$\frac{x+4}{3} = \frac{y+3}{-2} = \frac{z-3}{-1}.$$

Determine a parametric vector form of the line  $l$ . Identify: a point  $A$  on  $l$ ; and a vector  $\mathbf{v}$  parallel to  $l$ .

## 2.4 Lines: Parametric and Cartesian forms given two points

[View this lesson on YouTube](#) [12]

**Example.**

Consider the points  $A(1, 2, 5)$  and  $B(3, 2, 1)$ .

Determine a parametric vector form of the line  $l$  that passes through  $A$  and  $B$ . Determine the Cartesian form of  $l$ .

## 2.5 Lines: Convert Parametric to Cartesian

[View this lesson on YouTube](#) [13]

**Example.**

Consider a vector parametric form of a line  $l$  given by

$$\mathbf{x} = \begin{pmatrix} -2 \\ -5 \\ 7 \end{pmatrix} + \lambda \begin{pmatrix} 4 \\ 6 \\ -3 \end{pmatrix}, \quad \lambda \in \mathbb{R}.$$

Determine the Cartesian form of  $l$ . Does the point  $(18, 25, 10)$  lie on  $l$  and why / why not?



"I studied English for 16 years but...  
...I finally learned to speak it in just six lessons"  
Jane, Chinese architect

ENGLISH OUT THERE

Click to hear me talking before and after my unique course download

## 2.6 Cartesian to parametric form of line

[View this lesson on YouTube](#) [14]

**Example.**

Consider the line  $l$  with Cartesian form

$$x = 8, \quad \frac{y - 3}{2} = \frac{z + 5}{-5}.$$

Determine a parametric vector form of the line  $l$ . Identify: a point on  $l$ ; and a vector  $\mathbf{v}$  parallel to  $l$ .

# 3 Planes and vectors

## 3.1 The span of a vector

[View this lesson on YouTube](#) [15]

The concept of span is important in connecting the ideas of vectors with lines and planes, plus span arises in many other areas in linear algebra.

The span of a vector  $\mathbf{v}$  is connected with all scalar multiples of  $\mathbf{v}$ , that is

$$\lambda \mathbf{v}, \quad \text{where } \lambda \in \mathbb{R}.$$

**Important idea** (Span of a vector).

The equation associated with all scalar multiples of a nonzero vector  $\mathbf{v}$  is

$$\mathbf{x} = \lambda \mathbf{v}, \quad \lambda \in \mathbb{R}.$$

The span of  $\mathbf{v}$  is the line  $l$  that is parallel to  $\mathbf{v}$  and passes through the origin.

In set form:  $\text{span}(\mathbf{v}) := \{\mathbf{x} \in \mathbb{R}^n : \mathbf{x} = \lambda \mathbf{v}, \text{ for some } \lambda \in \mathbb{R}\}.$

## 3.1.1 Planes and vectors: span of two vectors

The span of two vectors  $\mathbf{v}_1$  and  $\mathbf{v}_2$  is connected with all “linear combinations” of  $\mathbf{v}_1$  and  $\mathbf{v}_2$ , that is

$$\lambda_1 \mathbf{v}_1 + \lambda_2 \mathbf{v}_2, \quad \text{where } \lambda_1, \lambda_2 \in \mathbb{R}.$$

**Important idea** (Span of two vectors).

The span of two nonzero, nonparallel vectors  $\mathbf{v}_1$  and  $\mathbf{v}_2$  is the set of points associated with all linear combinations of  $\mathbf{v}_1$  and  $\mathbf{v}_2$ , in set form

$$\text{span}(\mathbf{v}_1, \mathbf{v}_2) := \{\mathbf{x} \in \mathbb{R}^n : \mathbf{x} = \lambda_1 \mathbf{v}_1 + \lambda_2 \mathbf{v}_2, \text{ for some } \lambda_1, \lambda_2 \in \mathbb{R}\}.$$

The equation

$$\mathbf{x} = \lambda_1 \mathbf{v}_1 + \lambda_2 \mathbf{v}_2, \quad \lambda_1, \lambda_2 \in \mathbb{R}$$

describes a plane that is parallel to the vectors  $\mathbf{v}_1$  and  $\mathbf{v}_2$  and passes through the origin.

In the past 5 years we have drilled around

# 95,000 km

—that’s more than **twice** around the world.

**Who are we?**  
We are the world’s leading provider of reservoir characterization, drilling, production, and processing technologies to the oil and gas industry.

**Who are we looking for?**  
We offer countless opportunities in the following domains:

- Operations
- Research, Engineering, and Manufacturing
- Geoscience and Petrotechnical
- Commercial and Business

We’re looking for high-energy, self-motivated graduates with vision and integrity to join our team.

**What will you be?**

[careers.slb.com](https://careers.slb.com)

**Schlumberger**

### 3.2 Equation of plane: Parametric vector form

[View this lesson on YouTube](#) [16]

Combining our ideas on linear combination and span of two vectors, we can now define a plane in  $\mathbb{R}^n$ .

**Important idea** (Equation of plane: Parametric vector form).

Let  $\mathbf{v}_1$  and  $\mathbf{v}_2$  be two nonzero, nonparallel vectors and let  $A$  be a point with position vector  $\mathbf{a}$ . The plane through  $A$  that is parallel to  $\mathbf{v}_1$  and  $\mathbf{v}_2$  has equation

$$\mathbf{x} = \mathbf{a} + \lambda_1 \mathbf{v}_1 + \lambda_2 \mathbf{v}_2, \quad \lambda_1, \lambda_2 \in \mathbb{R}.$$

This form is known as the parametric vector form of the plane  $\mathcal{P}$ .

In set form:  $P = \{\mathbf{x} \in \mathbb{R}^n : \mathbf{x} = \mathbf{a} + \lambda_1 \mathbf{v}_1 + \lambda_2 \mathbf{v}_2, \text{ for some } \lambda_1, \lambda_2 \in \mathbb{R}\}$ .

The Cartesian form of a (hyper)plane is

$$a_1 x_1 + a_2 x_2 + \cdots + a_n x_n = d$$

where the  $a_i$  are constants and  $d$  is a constant.

**Example.**

Consider the Cartesian equation of a plane

$$x - 2y + 7z = 2.$$

Determine a parametric vector form of the plane. Hence, identify two nonzero and nonparallel vectors that are parallel to the plane.



### 3.3 Planes: Cartesian to parametric form

[View this lesson on YouTube](#) [17]

**Example.**

Consider the Cartesian equation of a plane

$$x + 3y - 2z = 4.$$

Determine a parametric vector form of the plane. Hence, identify two nonzero and nonparallel vectors that are parallel to the plane.

### 3.4 Equation of plane from 3 points

[View this lesson on YouTube](#) [18]

**Example.**

Consider the points  $A(1, 2, 5)$ ,  $B(3, 2, 1)$  and  $C(-2, 1, 0)$ .

Determine a parametric vector form of the plane  $\mathcal{P}$  that passes through  $A$ ,  $B$  and  $C$ .

Write down two nonzero and nonparallel vectors that are parallel to  $\mathcal{P}$ .

# 4 Dot and cross product

## 4.1 What is the dot product?

[View this lesson on YouTube](#) [19]

We have already seen how to multiply a scalar with a vector. But how can we multiply a vector with a vector and what does it mean? How would it be useful?

**Important idea** (Dot product).

Let  $\mathbf{a}$  and  $\mathbf{b}$  be vectors. The dot product of  $\mathbf{a}$  and  $\mathbf{b}$  is defined as

$$\mathbf{a} \bullet \mathbf{b} := a_1b_1 + a_2b_2 + \cdots + a_nb_n.$$

We can connect the dot product with lengths and angles via the Cosine Rule for Triangles to obtain the following.

**Important idea** (Dot product).

Let  $\mathbf{a}$  and  $\mathbf{b}$  be vectors. The dot product of  $\mathbf{a}$  and  $\mathbf{b}$  can be written as

$$\mathbf{a} \bullet \mathbf{b} = |\mathbf{a}| |\mathbf{b}| \cos \theta$$

where  $\theta \in [0, \pi]$  is the angle between the vectors.

For dimensions higher than three, the above actually enables us to define what we mean by an angle between two vectors via

$$\cos \theta = \frac{\mathbf{a} \bullet \mathbf{b}}{|\mathbf{a}| |\mathbf{b}|}.$$

There are two reasons why the dot product is important: to compute the angle between two vectors; to calculate the “projection” of one vector on another vector.

Excellent Economics and Business programmes at:



university of  
 groningen




“The perfect start  
 of a successful,  
 international career.”

**CLICK HERE**  
 to discover why both socially  
 and academically the University  
 of Groningen is one of the best  
 places for a student to be

[www.rug.nl/feb/education](http://www.rug.nl/feb/education)

**Example.**

Calculate the dot product of the following two vectors

$$\mathbf{a} = \begin{pmatrix} 1/\sqrt{2} \\ 0 \\ 1/\sqrt{2} \end{pmatrix} \quad \text{and} \quad \mathbf{b} = \begin{pmatrix} 1 \\ -1 \\ 0 \end{pmatrix}.$$

and also calculate the angle  $\theta$  between the two vectors.

## 4.2 Orthogonal vectors

[View this lesson on YouTube](#) [20]

We can use the dot product to compute the angle  $\theta$  between two vectors. If  $\theta = \pi/2$  then the two vectors are perpendicular to each other. This idea is known as “orthogonality”.

**Important idea** (Orthogonal vectors).

Let  $\mathbf{a}$  and  $\mathbf{b}$  be vectors. If

$$\mathbf{a} \bullet \mathbf{b} = 0$$

then the angle between them is  $\theta = \pi/2$  and we say that  $\mathbf{a}$  and  $\mathbf{b}$  are “orthogonal”, “normal” or “perpendicular” to each other.

## 4.2.1 Orthonormal vectors

If we combine the idea of orthogonality with unit length, then we arrive at the concept of orthonormality.

**Important idea** (Orthonormal vectors).

Let  $\mathbf{a}$  and  $\mathbf{b}$  be vectors. If

$$\mathbf{a} \bullet \mathbf{b} = 0, \quad \text{and} \quad |\mathbf{a}| = 1 = |\mathbf{b}|$$

then we call the pair of vectors  $\{\mathbf{a}, \mathbf{b}\}$  an “orthonormal set”.

This means that the vectors are perpendicular to one another and both have unit length. For example, the set of vectors  $\{\mathbf{i}, \mathbf{j}\}$  forms an orthonormal set.

The ideas generalize, for example, the set of vectors  $\{\mathbf{i}, \mathbf{j}, \mathbf{k}\}$  forms an orthonormal set, but the sets  $\{\mathbf{i}, -\mathbf{i}, \mathbf{k}\}$  and  $\{\mathbf{i}, 2\mathbf{j}, \mathbf{k}\}$  do not.

## American online

# LIGS University

is currently enrolling in the  
Interactive Online **BBA, MBA, MSc,**  
**DBA and PhD** programs:

- ▶ enroll **by September 30th, 2014** and
- ▶ **save up to 16%** on the tuition!
- ▶ pay in 10 installments / 2 years
- ▶ Interactive **Online education**
- ▶ visit [www.ligsuniversity.com](http://www.ligsuniversity.com) to  
find out more!

Note: LIGS University is not accredited by any nationally recognized accrediting agency listed by the US Secretary of Education. More info [here](http://www.ligsuniversity.com).





**Example.**

Determine whether or not the following forms an orthonormal set of vectors.

$$S := \left\{ \begin{pmatrix} 3/5 \\ 0 \\ 4/5 \end{pmatrix}, \begin{pmatrix} 0 \\ 1 \\ 0 \end{pmatrix}, \begin{pmatrix} -3/5 \\ 0 \\ 4/5 \end{pmatrix} \right\}$$



### 4.3 Scalar Projection of vectors

[View this lesson on YouTube](#) [21]

When modelling with vectors, a common question is “What is the force of a given vector in a particular direction?” To answer this question, we shall first discuss what is known as “scalar projection”.

**Important idea** (Scalar projection).

Let  $\mathbf{a}$  and  $\mathbf{b}$  be vectors. The scalar projection of  $\mathbf{a}$  on  $\mathbf{b}$  is

$$s_{\mathbf{b}}\mathbf{a} := \frac{\mathbf{a} \cdot \mathbf{b}}{|\mathbf{b}|}.$$

Consider the following diagram.

## 4.3.1 Vector Projection of vectors

If we seek the (vector) force of a given vector in a particular direction, then we have what is known as “the vector projection” of a vector  $\mathbf{a}$  on a vector  $\mathbf{b}$ .

**Important idea** (Vector projection).

Let  $\mathbf{a}$  and  $\mathbf{b}$  be vectors. The vector projection of  $\mathbf{a}$  on  $\mathbf{b}$  is

$$\text{proj}_{\mathbf{b}}\mathbf{a} := \frac{\mathbf{a} \cdot \mathbf{b}}{|\mathbf{b}|^2}\mathbf{b}.$$



**DON'T EAT YELLOW SNOW**

What will your advice be?

Some advice just states the obvious. But to give the kind of advice that's going to make a real difference to your clients you've got to listen critically, dig beneath the surface, challenge assumptions and be credible and confident enough to make suggestions right from day one. At Grant Thornton you've got to be ready to kick start a career right at the heart of business.

Sound like you? Here's our advice: visit [GrantThornton.ca/careers/students](https://www.grantthornton.ca/careers/students)

Scan here to learn more about a career with Grant Thornton.



 **Grant Thornton**  
An instinct for growth™

© Grant Thornton LLP. A Canadian Member of Grant Thornton International Ltd

**Example.**

Calculate the scalar and vector projections of

$$\mathbf{a} = \begin{pmatrix} 5 \\ 0 \\ 1 \end{pmatrix} \text{ on } \mathbf{b} = \begin{pmatrix} 1 \\ -3 \\ -2 \end{pmatrix}.$$

#### 4.4 Distance between a point and a line in $\mathbb{R}^3$

[View this lesson on YouTube](#) [22]

When we speak of distance between a point and line, we mean the MINIMUM distance or perpendicular distance.

Suppose we have a given line  $l$  with vector parametric form

$$\mathbf{x} = \mathbf{a} + \lambda \mathbf{v}, \quad \lambda \in \mathbb{R}$$

and a point  $B$  with position vector  $\mathbf{b}$ .

**Important idea** (Distance between a point and a line).

The distance from a point  $B$  to a line  $l$  is

$$|\vec{PB}| = \sqrt{|\vec{AB}|^2 - \left( \frac{\vec{AB} \bullet \mathbf{v}}{|\mathbf{v}|} \right)^2}$$

**Example.**

Calculate the distance between the point  $B(1, 2, 3)$  and the line

$$\mathbf{x} = \begin{pmatrix} 5 \\ 0 \\ 1 \end{pmatrix} + \lambda \begin{pmatrix} 1 \\ -3 \\ -2 \end{pmatrix}, \quad \lambda \in \mathbb{R}.$$

## 4.5 Cross product of two vectors

[View this lesson on YouTube](#) [23]

We have seen two kinds of “multiplication” so far with vectors: a scalar multiplying with a vector; and the dot product of two vectors.

Another way of “multiplying” two vectors together is through the idea of a cross product.

### Important idea (Cross product).

The cross product of two vectors  $\mathbf{a} = \begin{pmatrix} a_1 \\ a_2 \\ a_3 \end{pmatrix}$  and  $\mathbf{b} = \begin{pmatrix} b_1 \\ b_2 \\ b_3 \end{pmatrix}$  is

$$\mathbf{a} \times \mathbf{b} := (a_2b_3 - a_3b_2)\mathbf{i} - (a_1b_3 - a_3b_1)\mathbf{j} + (a_1b_2 - a_2b_1)\mathbf{k}$$

The cross product of two vectors produces a new vector that is perpendicular to each of the original vectors.

Sometimes it is easiest to derive this expression using what is known as determinants.

.....Alcatel-Lucent 

[www.alcatel-lucent.com/careers](http://www.alcatel-lucent.com/careers)

What if you could build your future and create the future?

One generation's transformation is the next's status quo. In the near future, people may soon think it's strange that devices ever had to be “plugged in.” To obtain that status, there needs to be “The Shift”.



**Example.**

If

$$\mathbf{a} = \begin{pmatrix} 5 \\ 0 \\ 1 \end{pmatrix}, \quad \mathbf{b} = \begin{pmatrix} 1 \\ -3 \\ -2 \end{pmatrix}$$

then compute  $\mathbf{a} \times \mathbf{b}$ .

## 4.6 Properties of the cross product

[View this lesson on YouTube](#) [24]

Here are some properties of the cross product that are sometimes useful in simplifying computations

**Important idea** (Properties of the cross product).

$$\mathbf{a} \times \mathbf{a} = \mathbf{0}$$

$$\mathbf{a} \times \mathbf{b} = -\mathbf{b} \times \mathbf{a}, \quad \text{so order is important!}$$

$$\mathbf{a} \times \lambda \mathbf{b} = \lambda(\mathbf{a} \times \mathbf{b}) = \lambda \mathbf{a} \times \mathbf{b}, \quad \lambda \in \mathbb{R}$$

$$\mathbf{a} \times (\mathbf{b} + \mathbf{c}) = (\mathbf{a} \times \mathbf{b}) + (\mathbf{a} \times \mathbf{c}).$$



Join the best at  
the Maastricht University  
School of Business and  
Economics!

#### Top master's programmes

- 33<sup>rd</sup> place Financial Times worldwide ranking: MSc International Business
- 1<sup>st</sup> place: MSc International Business
- 1<sup>st</sup> place: MSc Financial Economics
- 2<sup>nd</sup> place: MSc Management of Learning
- 2<sup>nd</sup> place: MSc Economics
- 2<sup>nd</sup> place: MSc Econometrics and Operations Research
- 2<sup>nd</sup> place: MSc Global Supply Chain Management and Change

Sources: Keuzegids Master ranking 2013; Elsevier 'Beste Studies' ranking 2012; Financial Times Global Masters in Management ranking 2012

Maastricht University is the best specialist university in the Netherlands (Elsevier)

Visit us and find out why we are the best!  
Master's Open Day: 22 February 2014

[www.mastersopenday.nl](http://www.mastersopenday.nl)



Click on the ad to read more



## 4.7 What does the cross product measure?

[View this lesson on YouTube](#) [25]

We have already seen that the cross product of two vectors produces a new vector that is perpendicular to both of the original vectors.

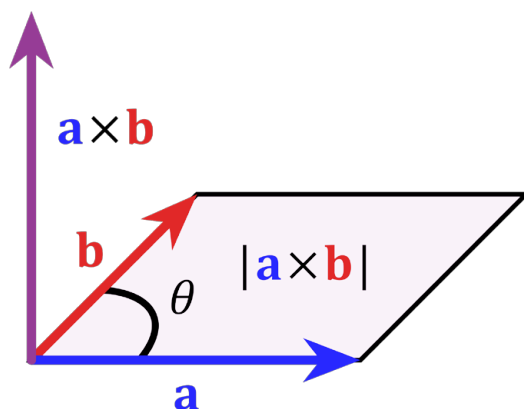
We now relate the cross product with area.

**Important idea** (Area of parallelogram).

Consider the parallelogram with sides comprised of vectors  $\mathbf{a}$  and  $\mathbf{b}$ . The area of the parallelogram is given by

$$|\mathbf{a} \times \mathbf{b}| = |\mathbf{a}| |\mathbf{b}| \sin \theta$$

where  $\theta$  is the angle between the vectors  $\mathbf{a}$  and  $\mathbf{b}$ .



## 4.8 Scalar triple product

[View this lesson on YouTube](#) [26]

We can combine two kinds of multiplication of vectors to form the scalar triple product, namely the dot product; and the cross product.

**Important idea** (Scalar triple product).

The scalar triple product of vectors  $\mathbf{a}$ ,  $\mathbf{b}$  and  $\mathbf{c}$  is

$$\mathbf{a} \bullet (\mathbf{b} \times \mathbf{c}).$$

The computation of the scalar triple product can be performed using the idea of determinants.



**Empowering People. Improving Business.**

BI Norwegian Business School is one of Europe's largest business schools welcoming more than 20,000 students. Our programmes provide a stimulating and multi-cultural learning environment with an international outlook ultimately providing students with professional skills to meet the increasing needs of businesses.

BI offers four different two-year, full-time Master of Science (MSc) programmes that are taught entirely in English and have been designed to provide professional skills to meet the increasing need of businesses. The MSc programmes provide a stimulating and multi-cultural learning environment to give you the best platform to launch into your career.

- MSc in Business
- MSc in Financial Economics
- MSc in Strategic Marketing Management
- MSc in Leadership and Organisational Psychology

**BI NORWEGIAN BUSINESS SCHOOL**

EFMD **EQUIS** ACCREDITED

[www.bi.edu/master](http://www.bi.edu/master)

**Example.**

Compute the the scalar triple product  $\mathbf{a} \bullet (\mathbf{b} \times \mathbf{c})$ , where

$$\mathbf{a} = \begin{pmatrix} 4 \\ 1 \\ 1 \end{pmatrix}, \quad \mathbf{b} = \begin{pmatrix} 1 \\ 3 \\ -2 \end{pmatrix}, \quad \mathbf{c} = \begin{pmatrix} 1 \\ -2 \\ 4 \end{pmatrix}.$$

## 4.9 What does the scalar triple product measure?

[View this lesson on YouTube](#) [27]

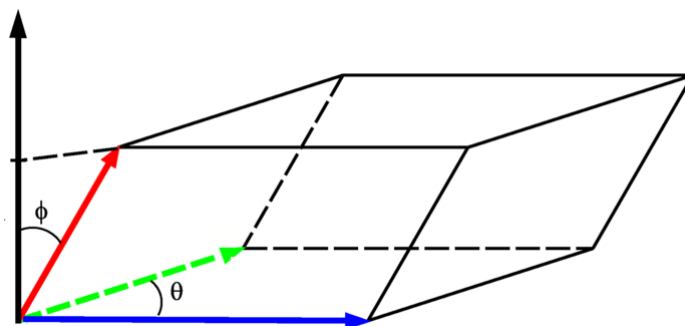
We now relate the scalar triple product with volume.

**Important idea** (Volume of a parallelepiped).

Consider the parallelepiped with sides comprised of vectors  $\mathbf{a}$ ,  $\mathbf{b}$  and  $\mathbf{c}$ . The volume of the parallelepiped is given by

$$|\mathbf{a} \bullet (\mathbf{b} \times \mathbf{c})|.$$

If  $|\mathbf{a} \bullet (\mathbf{b} \times \mathbf{c})| = 0$  then the volume is zero and the three vectors must lie in the same plane.



Graphics: CC BY-SA 3.0, <http://creativecommons.org/licenses/by-sa/3.0/deed.en>

**Example.**

Compute the volume of the parallelepiped with sides associated with the vectors

$$\mathbf{a} = \begin{pmatrix} 5 \\ 0 \\ 1 \end{pmatrix}, \quad \mathbf{b} = \begin{pmatrix} 1 \\ -3 \\ -2 \end{pmatrix}, \quad \mathbf{c} = \begin{pmatrix} 3 \\ 2 \\ -4 \end{pmatrix}.$$

4.10 Equation of plane in  $\mathbb{R}^3$ 

[View this lesson on YouTube](#) [28]

**Important idea.**

Equation of plane: point-normal form Let  $\mathbf{n}$  be a vector and let a point  $A$  have position vector  $\mathbf{a}$ . For any point with position vector  $\mathbf{x}$  we have the following point-normal form of the equation of the plane which has  $\mathbf{n}$  as a normal vector and contains the point  $A$

$$\mathbf{n} \bullet (\mathbf{x} - \mathbf{a}) = 0.$$

This form is known as the point-normal form of the plane  $\mathcal{P}$ .

## Need help with your dissertation?

Get in-depth feedback & advice from experts in your topic area. Find out what you can do to improve the quality of your dissertation!

Get Help Now



Go to [www.helpmyassignment.co.uk](http://www.helpmyassignment.co.uk) for more info



Helpmyassignment

**Example.**

Consider a parametric vector form for a plane  $\mathcal{P}$

$$\mathbf{x} = \begin{pmatrix} 5 \\ 0 \\ 1 \end{pmatrix} + \lambda_1 \begin{pmatrix} 1 \\ -3 \\ -2 \end{pmatrix} + \lambda_2 \begin{pmatrix} 3 \\ 2 \\ -4 \end{pmatrix}, \quad \lambda_1, \lambda_2 \in \mathbb{R}.$$

Does the point  $E(3, 0, -1)$  lie on  $\mathcal{P}$ ? Why / why not?

4.11 Distance between a point and a plane in  $\mathbb{R}^3$ 

[View this lesson on YouTube](#) [30]

When we speak of distance between a point and plane, we mean the MINIMUM distance or perpendicular distance.

Suppose we have a given plane with vector parametric form

$$\mathbf{x} = \mathbf{a} + \lambda_1 \mathbf{v}_1 + \lambda_2 \mathbf{v}_2, \quad \lambda_1, \lambda_2 \in \mathbb{R}$$

and a point  $B$  with position vector  $\mathbf{b}$ .

**Important idea** (Distance between a point and a plane).

The distance from a point  $B$  to a plane is

$$|\vec{PB}| = \frac{|\vec{AB} \bullet (\mathbf{v}_1 \times \mathbf{v}_2)|}{|\mathbf{v}_1 \times \mathbf{v}_2|}.$$

**Brain power**

By 2020, wind could provide one-tenth of our planet's electricity needs. Already today, SKF's innovative know-how is crucial to running a large proportion of the world's wind turbines.

Up to 25 % of the generating costs relate to maintenance. These can be reduced dramatically thanks to our systems for on-line condition monitoring and automatic lubrication. We help make it more economical to create cleaner, cheaper energy out of thin air.

By sharing our experience, expertise, and creativity, industries can boost performance beyond expectations. Therefore we need the best employees who can meet this challenge!

The Power of Knowledge Engineering

Plug into The Power of Knowledge Engineering.  
Visit us at [www.skf.com/knowledge](http://www.skf.com/knowledge)

**SKF**



Click on the ad to read more



**Example.**

Compute the distance between the point  $B(1, 2, 3)$  and the planes with equations:

$$\mathbf{x} = \begin{pmatrix} 5 \\ 0 \\ 1 \end{pmatrix} + \lambda_1 \begin{pmatrix} 1 \\ -3 \\ -2 \end{pmatrix} + \lambda_2 \begin{pmatrix} 3 \\ 2 \\ -4 \end{pmatrix}, \quad \lambda_1, \lambda_2 \in \mathbb{R};$$
$$2x - y + z = 5.$$

# Bibliography

1. Tisdell, Chris. Intro to vectors. Streamed live on 02/03/2014 and accessed on 24/08/2014. Available on Dr Chris Tisdell's YouTube channel, <http://www.YouTube.com/watch?v=37xkVmCR7XU&list=PLGCj8f6sgswnm7f0QbRxA6h4P0d1DSD6Q>
2. Tisdell, Chris. Parallel vectors and collinear points example. Streamed live on 07/03/2014 and accessed on 24/08/2014. Available on Dr Chris Tisdell's YouTube channel, <http://www.YouTube.com/watch?v=itCLobhr-g4&list=PLGCj8f6sgswnm7f0QbRxA6h4P0d1DSD6Q>
3. Tisdell, Chris. Vectors and collinear points example. Streamed live on 12/03/2014 and accessed on 24/08/2014. Available on Dr Chris Tisdell's YouTube channel, <http://www.YouTube.com/watch?v=-sYsOsNUv7M&list=PLGCj8f6sgswnm7f0QbRxA6h4P0d1DSD6Q>
4. Tisdell, Chris. What is a vector? Streamed live on 07/03/2014 and accessed on 24/08/2014. Available on Dr Chris Tisdell's YouTube channel, <http://www.YouTube.com/watch?v=kwllyfDIUtvQ&list=PLGCj8f6sgswnm7f0QbRxA6h4P0d1DSD6Q>
5. Tisdell, Chris. Vectors: length and direction. Streamed live on 04/03/2014 and accessed on 24/08/2014. Available on Dr Chris Tisdell's YouTube channel, <http://www.YouTube.com/watch?v=PMVVVGZP0po&list=PLGCj8f6sgswnm7f0QbRxA6h4P0d1DSD6Q>
6. Tisdell, Chris. How to determine the vector from one point to another. Streamed live on 04/03/2014 and accessed on 24/08/2014. Available on Dr Chris Tisdell's YouTube channel, <http://www.YouTube.com/watch?v=8RQHHzr8Zutc&list=PLGCj8f6sgswnm7f0QbRxA6h4P0d1DSD6Q>
7. Tisdell, Chris. Vectors in 3 dimensions. Streamed live on 04/03/2014 and accessed on 24/08/2014. Available on Dr Chris Tisdell's YouTube channel, <http://www.YouTube.com/watch?v=cQVTMmGurCQ&list=PLGCj8f6sgswnm7f0QbRxA6h4P0d1DSD6Q>
8. Tisdell, Chris. Determine the point that lies on vector: an example. Streamed live on 06/03/2014 and accessed on 24/08/2014. Available on Dr Chris Tisdell's YouTube channel, <http://www.YouTube.com/watch?v=eTcz7f0XTZA&list=PLGCj8f6sgswnm7f0QbRxA6h4P0d1DSD6Q>
9. Tisdell, Chris. Parametric vector form of a line. Streamed live on 08/03/2014 and accessed on 24/08/2014. Available on Dr Chris Tisdell's YouTube channel, [http://www.YouTube.com/watch?v=tm\\_3gDy1ONY&list=PLGCj8f6sgswnm7f0QbRxA6h4P0d1DSD6Q](http://www.YouTube.com/watch?v=tm_3gDy1ONY&list=PLGCj8f6sgswnm7f0QbRxA6h4P0d1DSD6Q)
10. Tisdell, Chris. Lines in 3D. Streamed live on 09/03/2014 and accessed on 24/08/2014. Available on Dr Chris Tisdell's YouTube channel, <http://www.YouTube.com/watch?v=bHbBHt4XqgA&list=PLGCj8f6sgswnm7f0QbRxA6h4P0d1DSD6Q>

11. Tisdell, Chris. Lines: Cartesian to parametric form. Streamed live on 11/03/2014 and accessed on 24/08/2014. Available on Dr Chris Tisdell's YouTube channel, <http://www.YouTube.com/watch?v=h2MlchG06AQ&list=PLGCj8f6sgswnm7f0QbRxA6h4P0d1DSD6Q>
12. Tisdell, Chris. Lines: Parametric and Cartesian forms given two points. Streamed live on 11/03/2014 and accessed on 24/08/2014. Available on Dr Chris Tisdell's YouTube channel, <http://www.YouTube.com/watch?v=7yLZCGnaavA&list=PLGCj8f6sgswnm7f0QbRxA6h4P0d1DSD6Q>
13. Tisdell, Chris. Lines: Convert Parametric to Cartesian. Streamed live on 11/03/2014 and accessed on 24/08/2014. Available on Dr Chris Tisdell's YouTube channel, <http://www.YouTube.com/watch?v=XB6rlniJlqc&list=PLGCj8f6sgswnm7f0QbRxA6h4P0d1DSD6Q>
14. Tisdell, Chris. Cartesian to parametric form of line. Streamed live on 12/03/2014 and accessed on 24/08/2014. Available on Dr Chris Tisdell's YouTube channel, <http://www.YouTube.com/watch?v=Xd-8OcQrrH4&list=PLGCj8f6sgswnm7f0QbRxA6h4P0d1DSD6Q>
15. Tisdell, Chris. What is the span of vectors? Streamed live on 13/03/2014 and accessed on 24/08/2014. Available on Dr Chris Tisdell's YouTube channel, <http://www.YouTube.com/watch?v=JODjvNIQzqg&list=PLGCj8f6sgswnm7f0QbRxA6h4P0d1DSD6Q>
16. Tisdell, Chris. Planes and vectors. Streamed live on 14/03/2014 and accessed on 24/08/2014. Available on Dr Chris Tisdell's YouTube channel, <http://www.YouTube.com/watch?v=o56slYKYQ9A&list=PLGCj8f6sgswnm7f0QbRxA6h4P0d1DSD6Q>
17. Tisdell, Chris. Planes: Cartesian to parametric form. Streamed live on 15/03/2014 and accessed on 24/08/2014. Available on Dr Chris Tisdell's YouTube channel, <http://www.YouTube.com/watch?v=RealD34xezI&list=PLGCj8f6sgswnm7f0QbRxA6h4P0d1DSD6Q>
18. Tisdell, Chris. Equation of plane from 3 points. Streamed live on 15/03/2014 and accessed on 24/08/2014. Available on Dr Chris Tisdell's YouTube channel, <http://www.YouTube.com/watch?v=B29Eei7KX-I&list=PLGCj8f6sgswnm7f0QbRxA6h4P0d1DSD6Q>
19. Tisdell, Chris. Dot product of two vectors. Streamed live on 16/03/2014 and accessed on 24/08/2014. Available on Dr Chris Tisdell's YouTube channel, <http://www.YouTube.com/watch?v=3PnrJfRGouU&list=PLGCj8f6sgswnm7f0QbRxA6h4P0d1DSD6Q>
20. Tisdell, Chris. Orthogonal + orthonormal vectors. Streamed live on 19/03/2014 and accessed on 24/08/2014. Available on Dr Chris Tisdell's YouTube channel, [http://www.YouTube.com/watch?v=OUqRi\\_D1TeA&list=PLGCj8f6sgswnm7f0QbRxA6h4P0d1DSD6Q](http://www.YouTube.com/watch?v=OUqRi_D1TeA&list=PLGCj8f6sgswnm7f0QbRxA6h4P0d1DSD6Q)
21. Tisdell, Chris. Projection of vectors. Streamed live on 21/03/2014 and accessed on 24/08/2014. Available on Dr Chris Tisdell's YouTube channel, <http://www.YouTube.com/watch?v=qYUUXvNxRoQ&list=PLGCj8f6sgswnm7f0QbRxA6h4P0d1DSD6Q>
22. Tisdell, Chris. Distance from point to line. Streamed live on 21/03/2014 and accessed on 22/08/2014. Available on Dr Chris Tisdell's YouTube channel, <http://www.YouTube.com/watch?v=ZvP0XcGxNR8&list=PLGCj8f6sgswnm7f0QbRxA6h4P0d1DSD6Q>
23. Tisdell, Chris. Cross product of vectors. Streamed live on 23/03/2014 and accessed on 22/08/2014. Available on Dr Chris Tisdell's YouTube channel, [http://www.YouTube.com/watch?v=\\_yF-woUtxkg&list=PLGCj8f6sgswnm7f0QbRxA6h4P0d1DSD6Q](http://www.YouTube.com/watch?v=_yF-woUtxkg&list=PLGCj8f6sgswnm7f0QbRxA6h4P0d1DSD6Q)

24. Tisdell, Chris. Vector cross product: how to derive. Streamed live on 24/03/2014 and accessed on 22/08/2014. Available on Dr Chris Tisdell's YouTube channel, <http://www.YouTube.com/watch?v=-1nle1mGZSQ&list=PLGCj8f6sgswnm7f0QbRxA6h4P0d1DSD6Q>
25. Tisdell, Chris. Cross product and area of parallelogram. Streamed live on 26/03/2014 and accessed on 22/08/2014. Available on Dr Chris Tisdell's YouTube channel, <http://www.YouTube.com/watch?v=Hnmz1mq1xnI&list=PLGCj8f6sgswnm7f0QbRxA6h4P0d1DSD6Q>
26. Tisdell, Chris. Scalar triple product. Streamed live on 26/03/2014 and accessed on 22/08/2014. Available on Dr Chris Tisdell's YouTube channel, [http://www.YouTube.com/watch?v=CZn5iG7\\_1AE&list=PLGCj8f6sgswnm7f0QbRxA6h4P0d1DSD6Q](http://www.YouTube.com/watch?v=CZn5iG7_1AE&list=PLGCj8f6sgswnm7f0QbRxA6h4P0d1DSD6Q)
27. Tisdell, Chris. Scalar triple product and volume. Streamed live on 27/03/2014 and accessed on 22/08/2014. Available on Dr Chris Tisdell's YouTube channel, <http://www.YouTube.com/watch?v=ApY-mtOpot0&list=PLGCj8f6sgswnm7f0QbRxA6h4P0d1DSD6Q>
28. Tisdell, Chris. Scalar triple product and volume. Streamed live on 28/03/2014 and accessed on 22/08/2014. Available on Dr Chris Tisdell's YouTube channel, <http://www.YouTube.com/watch?v=9AjUnltehro&list=PLGCj8f6sgswnm7f0QbRxA6h4P0d1DSD6Q>
29. Tisdell, Chris. Scalar triple product and volume. Streamed live on 28/03/2014 and accessed on 22/08/2014. Available on Dr Chris Tisdell's YouTube channel, <http://www.YouTube.com/watch?v=9AjUnltehro&list=PLGCj8f6sgswnm7f0QbRxA6h4P0d1DSD6Q>
30. Tisdell, Chris. Distance from point to plane. Streamed live on 29/03/2014 and accessed on 22/08/2014. Available on Dr Chris Tisdell's YouTube channel, <http://www.YouTube.com/watch?v=v1P8rf3orXI&list=PLGCj8f6sgswnm7f0QbRxA6h4P0d1DSD6Q>
31. Tisdell, Chris. "Engineering mathematics YouTube workbook playlist" <http://www.YouTube.com/playlist?list=PL13760D87FA88691D>, accessed on 1/11/2011 at DrChrisTisdell's YouTube Channel <http://www.YouTube.com/DrChrisTisdell>.